



PHYSICIAN TOOL VERSION 1.3.0

RELEASE NOTES

Rev. 1

Apr 15, 2021

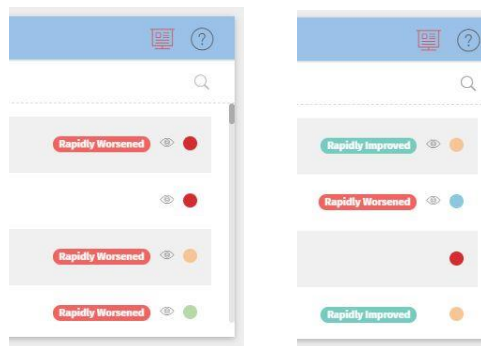
Contents

New features available in PDMonitor® Physician Tool Version 1.3.0 ...	1
1 The Change Category badge is added in the Patients panel.....	1
2 The Home page is now focused on Unread Reports.....	1
3 Manual Severity is now renamed to Priority.....	2
4 The Overview now offers direct links to the Reports	2
5 The Overview now offers medication change history	3
6 The Overview now consists of two views	3
7 The Report is redesigned and offers more options.....	4
8 Tooltip messages explain functionalities	5
9 A new account icon with user initials was added and under it, a Settings menu offers personalization options	5
10 Improved responsiveness	6

New features available in PDMonitor® Physician Tool Version 1.3.0

1 The Change Category badge is added in the Patients panel

The Change Category is based on changes in the symptoms detected by the system during recordings. This is now available in the Patients panel of the Home page, to offer patient status information at a glance.



2 The Home page is now focused on Unread Reports

For a more efficient navigation in the Tool, the Home page now only contains the reports automatically created by the system and you have not yet read.

To see a complete list containing all reports, containing those you have created manually, the Periods menu button was added, giving access to a full list of all reports.

Id	Patient Name	Start	End	Title	Status	Read	Actions
99	IT_39 Case	19/3/2019	20/3/2019		Active	✓	Select an Action
100	IT_35 Case	31/2/2019	22/2/2019		Active	✓	Select an Action
98	DE_07 Case	12/12/2018	15/12/2018	Recording Period	Active	✓	Select an Action
97	GG_39 Case	30/10/2018	31/10/2018		Active	✓	Select an Action
104	DE_03 Case	25/10/2018	27/10/2018	Recording Period 2	Active	✓	Select an Action
116	DE_03 Case	22/10/2018	24/10/2018		Active	✓	Select an Action
437	DE_03 Case	31/10/2018	27/10/2018	All days	Active	✓	Select an Action
96	GG_04 Case	31/6/2018	12/6/2018		Active	✓	Select an Action

Showing 1 to 8 of 8 entries.

PD Neurotechnology Ltd © 2021 | [Privacy Policy](#) | [Terms of Use](#) | [Version Info](#)

3 Manual Severity is now renamed to Priority

The Physician Tool offers a way to prioritize patients. This was previously the Severity setting. Now, it is called Priority. It can be set to Low, Med and High. This setting is not necessarily correlated to the severity of the patient’s symptoms or the disease status. It is up to you to determine your patients’ priority.

Priority can be used to order patients in the Patients panel of the Home page.

Watched patients will be ordered first if the option is enabled.

4 The Overview now offers direct links to the Reports

In the Overview page, the Periods panel contains all reports created either by the system or manually, and now offers links to navigate to them directly, skipping the period selection page.

Start	End	Title	Read
24/03/2021	26/03/2021	Auto generated	✓
22/02/2021	24/02/2021	Auto generated	✓
22/01/2021	23/01/2021	Auto generated	✓
20/01/2021	20/01/2021	Auto generated	✓
21/12/2020	23/12/2020	Auto generated	✓
20/11/2020	21/11/2020	Auto generated	✓
18/11/2020	23/11/2020	Manual recording period	✓

5 The Overview now offers medication change history

The Medication panel in the Overview page now allows you to view the history of the changes using the new arrow buttons.

Adding and editing medication is also more detailed, allowing you to define administration (oral, injection or patch) and also define whether the modification fixes an error or is actually a valid medication change. You have the option to add a Note, indicating the modification in the Notes panel.

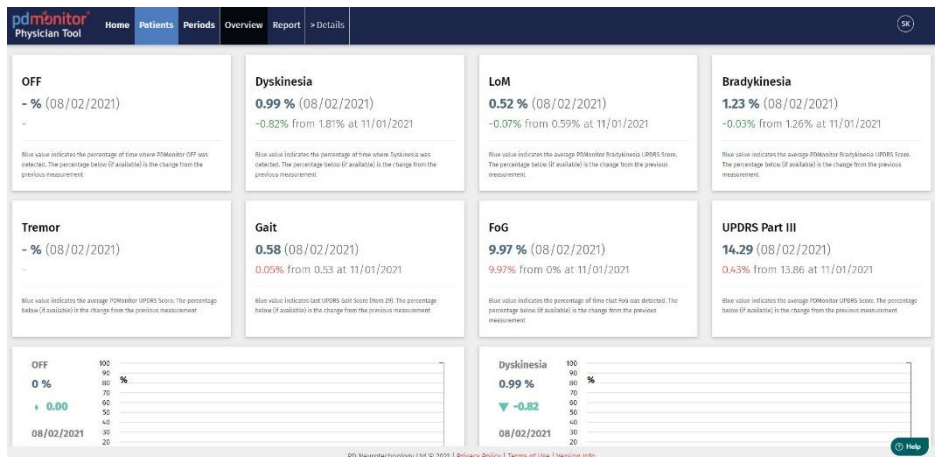
Medication		
	Dose	Time (24h)
	Azilect	1 mg 07:00
	Madopar	200 mg 07:00
<	Madopar	200 mg 13:00
>	Madopar	200 mg 19:00
<i>Last medication change: 11/01/2021</i>		

Medication		
27/10/2020	Changes on 11/01/2021	Time (24h)
Madopar 200 mg	Azilect 1 mg +	07:00
Madopar 200 mg		13:00
Madopar 200 mg		19:00

6 The Overview now consists of two views

The Overview page now contains two different views: the Details (default) and the Timeline. The Timeline offers quantitative information on the progress of the patient based on the recordings of the

PDMonitor®. The Category Change is based on the information shown in this view.



7 The Report is redesigned and offers more options

There have been many improvements in the Report, including help messages in each chart and tooltips shown on hover to offer more information on the visual elements used.

Moreover, two advanced options have been added to affect how the PDMonitor® OFF is estimated, the option to ignore regions where the patient had no significant movement and the option to adjust the baseline for OFF detection for the particular patient. Both the options can be used to make the PDMonitor® OFF estimation more accurate.

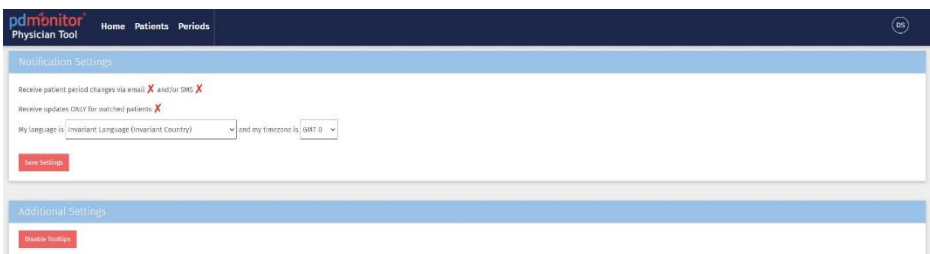


8 Tooltip messages explain functionalities

Hovering over most of the visual elements, buttons and links in the PDMonitor® Physician Tool now reveals useful tooltips explaining the functionality or offering more information.

9 A new account icon with user initials was added and under it, a Settings menu offers personalization options

The new account icon now consists of your initials and the menu underneath offers a Settings option. The available Settings allow for personalization regarding notifications and tooltips.



10 Improved responsiveness

Various optimizations have been implemented to improve the responsiveness of the tool.